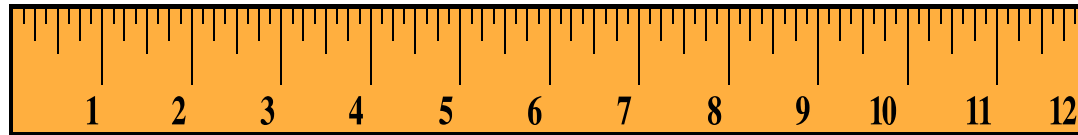


Measure ME!



A measurement activity
{length}

By: cutesycraftyteacher

Tips

Students measure parts of their body as they take on length in a fun, new way!

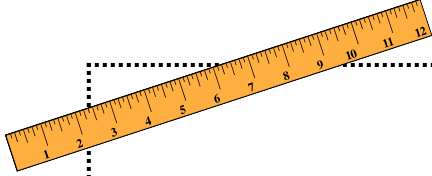
Students can trace each other on butcher paper or you can choose one student for everyone to measure and set it up as a math station.

Use standard or nonstandard units; remember to teach students that measurements need to have a number and a unit of measure.

Name: _____

Measure Me!

Unit of Measure: _____



I am _____ tall.

My arms are _____ long.

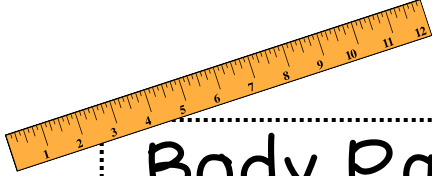
My hands are _____ long.

My legs are _____ long.

My feet are _____ long.

My waist is _____ wide.

Name: _____



Measure Me!

Unit of Measure: _____

Body Part	Estimation	Actual Measurement
Body		
Arms		
Hands		
Legs		
Feet		
Waist		

Thank You!

Thanks for downloading Measure Me! This is a sample from my product "Measure ME! (and you too!)" available from my TPT store:

<http://www.teacherspayteachers.com/Product/Measure-ME-and-you-too-A-mini-measurement-project>

For personal use only. Please do not redistribute.

©2012 Marilyn Wright {cutesycraftyteacher}

Feel free to email me at cutesycraftyteacher@gmail.com
cutesycraftyteacher.blogspot.com

Graphic: <http://www.teacherspayteachers.com/Store/Mrs-Dixon>